















Bicycle Traffic Safety Test

■ Answer the following questions.

- 1 Children under 13 can ride a bicycle on the sidewalk.
- 2 You can use either the left or right side of the road when riding a bicycle.
- 3 You should stay to the side of the road when riding a bicycle on the sidewalk.
- 4  Cars must come to a full stop at stop signs but bicycles doesn't need to.
- 5  You take a sharp right turn, as shown in the diagram when you cross the intersection.
- 6 You can ride side by side when riding a bicycle on the wide street.
- 7 You must not ride a bicycle with an umbrella on a rainy day.
- 8 You don't need to use bicycle lights at night on a bright street with lots of lights.
- 9 You can look at your smartphone while riding a bicycle as long as you're not riding too fast.
- 10 To save lives, it is important for everyone to wear a helmet when riding a bicycle.

1	question	Children under 13 can ride a bicycle on the sidewalk.	
	answer explanation		Children under 13, adults 70 and over, and people with physical disabilities are permitted to ride a bicycle on the sidewalk.
2	question	You can use either the left or right side of the street when riding a bicycle.	
	answer explanation		Cyclists should ride on the left side of the road.
3	question	You should stay to the side of the road when riding a bicycle on the sidewalk.	
	answer explanation		Cyclists should stay to the side of the road when riding on the sidewalk and pass slowly to allow for a sudden stop.
4	question	Cars must come to a full stop at stop signs but bicycles doesn't need to.	
	answer explanation	 	Bicycles are classified as vehicles. Cyclists should come to a full stop at stop signs, and look both ways to check for safety before proceeding.
5	question	You take a sharp right turn, as shown in the diagram when you cross the intersection.	
	answer explanation	 	When you cross the intersection, pull to the left in advance and make turns twice as shown in the diagram on the left.
6	question	You can ride side by side when riding a bicycle on the wide street.	
	answer explanation		Riding side by side is prohibited.
7	question	You must not ride a bicycle with an umbrella on a rainy day.	
	answer explanation		Cyclists must not use umbrellas when riding a bicycle. It is dangerous because it is difficult to see ahead and you can easily lose your balance.
8	question	You don't need to use bicycle lights at night on a bright street with lots of lights.	
	answer explanation		Cyclists must use bicycle lights at night. Bicycle lights also serve as a reminder that you are there, so make sure to turn them on when riding.
9	question	You can look at your smartphone while riding a bicycle as long as you're not riding too fast.	
	answer explanation		Cycling while using a smartphone or looking at its screen delays your awareness of surrounding dangers so you must avoid it.
10	question	To save lives, it is important for everyone to wear a helmet when riding a bicycle.	
	answer explanation		Most people who lose their lives in bicycle accidents suffer serious head injuries. To save lives, it is important for everyone to wear a helmet when riding a bicycle.